

CRAFTMADE

LIGHTING

Arc #45934-OBG / #45934-PLN / #45934-SB
#45935-OBG / #45935-PLN / #45935-SB

PLEASE READ AND SAVE FOR FUTURE REFERENCE.

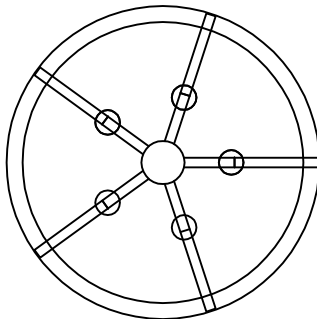
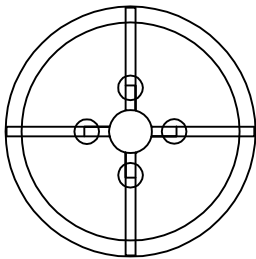
CAUTION

1. Turn off the main power at the circuit breaker before installing the fixture in order to prevent possible shock.
2. All electrical connections must be in accordance with local and National Electrical Code (N.E.C.) standards. If you are unfamiliar with proper electrical wiring connections, obtain the services of a qualified electrician.

GENERAL

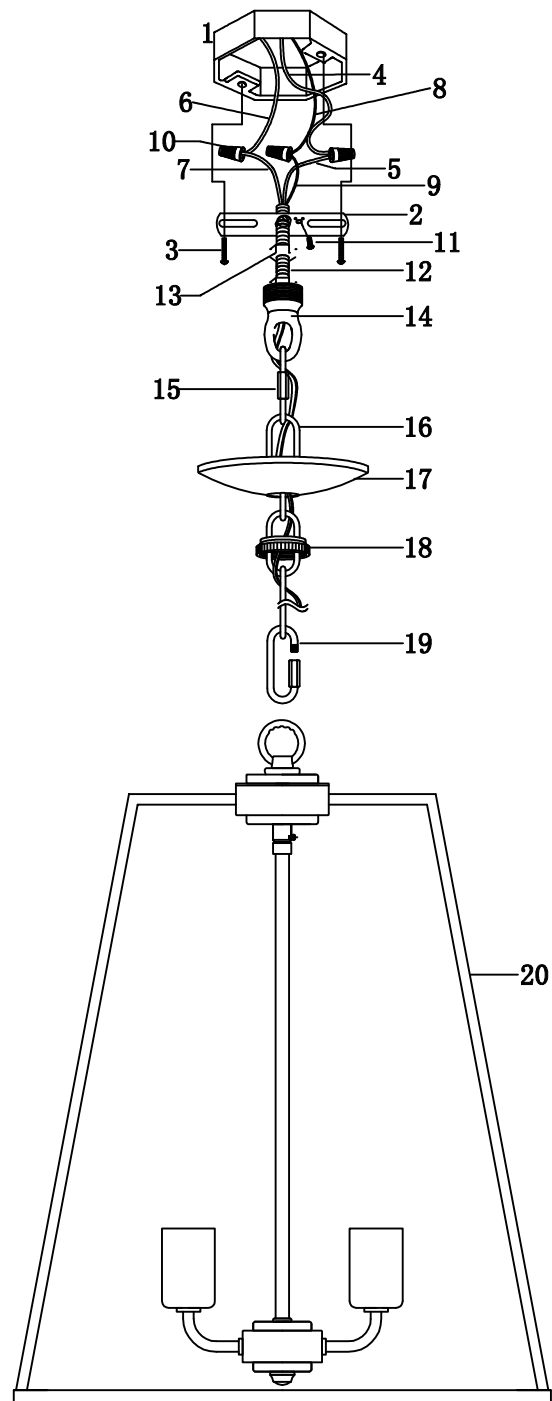
Remove all parts and hardware from the box and make sure that none are missing by referencing the illustrations provided.

Bulbs Required (not included): 4 Medium Base 60 Watt Max. (For 4-light chandelier)
5 Medium Base 60 Watt Max. (For 5-light chandelier)



4-LIGHT CHANDELIER 5-LIGHT CHANDELIER

1. OUTLET BOX (not included)
2. MOUNTTN STRAP (pre-attached)
3. OUTLET BOX SCREWS and WASHERS (pre-attached to outlet dox)
4. BLACK SUPPLY WIRE (not included)
5. SMOOTH (or BLACH) FLXTURE LEAD WTRE
6. WHITE SUPPLY WIRE (not included)
7. RIBBED (or WHITE) FIXTURE LEAD WIRE
8. SUPPLY GROUND WIRE (not included)
9. FIXTURE GROUND WIRE
10. WIRE CONNECTORS
11. GROUND SCREW (pre-attached)
12. THREADED ROD (pre-attached)
13. HEX NUT (pre-attached)
14. CANOPY CHAIN LOOP
15. OPEN LOOP
16. FIXTURE CHAIN
17. CEILING CANOPY
18. CANOPY LOCK RING
19. OPEN LOOP
20. FIXTURE



Customer Service: 1 (800) 486-4892