

### 340 TUSCANY PULL

340 Tuscany Pull in Dark Bronze (BZ) 6" screw centers

#### MATERIAL

Bronze

#### AVAILABLE FINISHES



Dark Bronze (BZ)

Distressed Black (TC)






Light Bronze (LT)



Medium White Bronze  
(WM)

White Bronze (WL)

**Dark Bronze (BZ)** - Our Dark Bronze patinas is hand applied on the metal to create a naturally aged appearance. Dark bronze is a living finish and will lighten where touched frequently.

Finish	Code	Length	Screw Center	Width	Projection
 Dark Bronze	BZ.340 4 1/2	4 1/2"	3 3/4"	5/8"	1 5/8"
	BZ.340 6 3/4	6 3/4"	6"	5/8"	1 5/8"
	BZ.340 8 3/4	8 3/4"	8"	5/8"	1 5/8"
	BZ.340 10 3/4	10 3/4"	10"	5/8"	1 5/8"
 Distressed Black	TC.340 4 1/2	4 1/2"	3 3/4"	5/8"	1 5/8"
	TC.340 6 3/4	6 3/4"	6"	5/8"	1 5/8"
	TC.340 8 3/4	8 3/4"	8"	5/8"	1 5/8"
	TC.340 10 3/4	10 3/4"	10"	5/8"	1 5/8"
 Light Bronze	LT.340 4 1/2	4 1/2"	3 3/4"	5/8"	1 5/8"
	LT.340 6 3/4	6 3/4"	6"	5/8"	1 5/8"
	LT.340 8 3/4	8 3/4"	8"	5/8"	1 5/8"
	LT.340 10 3/4	10 3/4"	10"	5/8"	1 5/8"
 Medium White Bronze	WM.340 4 1/2	4 1/2"	3 3/4"	5/8"	1 5/8"
	WM.340 6 3/4	6 3/4"	6"	5/8"	1 5/8"
	WM.340 8 3/4	8 3/4"	8"	5/8"	1 5/8"
	WM.340 10 3/4	10 3/4"	10"	5/8"	1 5/8"
 White Bronze	WL.340 4 1/2	4 1/2"	3 3/4"	5/8"	1 5/8"
	WL.340 6 3/4	6 3/4"	6"	5/8"	1 5/8"
	WL.340 8 3/4	8 3/4"	8"	5/8"	1 5/8"
	WL.340 10 3/4	10 3/4"	10"	5/8"	1 5/8"