

361 STRAIGHT PULL

361 Straight Pull in Dark Bronze (BZ) 96mm screw centers

MATERIAL

Bronze

AVAILABLE FINISHES



Dark Bronze (BZ)

Distressed Black (TC)






Light Bronze (LT)



Medium White Bronze (WM)

White Bronze (WL)

Dark Bronze (BZ) - Our Dark Bronze patinas is hand applied on the metal to create a naturally aged appearance. Dark bronze is a living finish and will lighten where touched frequently.

Finish	Code	Length	Screw Center	Width	Projection
	BZ.361 5 1/4	5 1/4"	3 3/4"	1/2"	1 3/8"
	BZ.361 7 1/2	7 1/2"	5 1/2"	1/2"	1 3/8"
	BZ.361 9 1/2	9 1/2"	7"	1/2"	1 3/8"
	BZ.361 11 1/2	11 1/2"	8 1/2"	1/2"	1 3/8"
Distressed Black 	TC.361 5 1/4	5 1/4"	3 3/4"	1/2"	1 3/8"
	TC.361 7 1/2	7 1/2"	5 1/2"	1/2"	1 3/8"
	TC.361 9 1/2	9 1/2"	7"	1/2"	1 3/8"
	TC.361 11 1/2	11 1/2"	8 1/2"	1/2"	1 3/8"
Light Bronze 	LT.361 5 1/4	5 1/4"	3 3/4"	1/2"	1 3/8"
	LT.361 7 1/2	7 1/2"	5 1/2"	1/2"	1 3/8"
	LT.361 9 1/2	9 1/2"	7"	1/2"	1 3/8"
	LT.361 11 1/2	11 1/2"	8 1/2"	1/2"	1 3/8"
Medium White Bronze 	WM.361 5 1/4	5 1/4"	3 3/4"	1/2"	1 3/8"
	WM.361 7 1/2	7 1/2"	5 1/2"	1/2"	1 3/8"
	WM.361 9 1/2	9 1/2"	7"	1/2"	1 3/8"
	WM.361 11 1/2	11 1/2"	8 1/2"	1/2"	1 3/8"
White Bronze 	WL.361 5 1/4	5 1/4"	3 3/4"	1/2"	1 3/8"
	WL.361 7 1/2	7 1/2"	5 1/2"	1/2"	1 3/8"
	WL.361 9 1/2	9 1/2"	7"	1/2"	1 3/8"
	WL.361 11 1/2	11 1/2"	8 1/2"	1/2"	1 3/8"