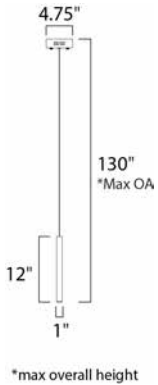




PRODUCT DESCRIPTION

Elongated metal tubes in a variety of finishes from Rose Gold to Polished Chrome suspend from pans to create impressive sculptural statements. Each tube encase a replaceable integrated LED module while many of the ceiling pans house additional LED spots to highlight the beautiful high gloss finishes as well as additional down light.





MEASUREMENTS

- DIMENSION : 1" L x 1" W x 12" H
- MAX OAH : 130" OAH
- CANOPY : 4.75" W x 1.25" H x 4.75" L
- HANGING WEIGHT : 1.54 lb

LAMPING

- LUMENS : 70 Rated
- BULB : 1 x 1W LED PCB Integrated , 1W Total
- BULB INCLUDED : (Integrated)
- DIMMABLE : No
- CRI : 90+ CRI
- COLOR_TEMP : 3000K

FINISHES OPTION

-  Polished Chrome
-  Rose Gold

MATERIAL

Stainless Steel

RATINGS

cETLus
Dry Location



ADDITIONAL

ADJUSTABLE
SLOPE: 120
OPERATING TEMPERATURE:
-20°C (-4°F), 40°C (104°F)

Always consult a qualified electrician before installing any lighting product.