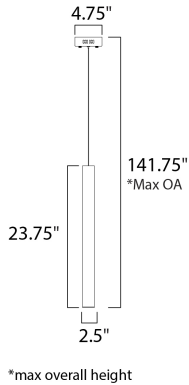




**PRODUCT DESCRIPTION**

Elongated metal tubes in a variety of finishes from Rose Gold to Polished Chrome suspend from pans to create impressive sculptural statements. Each tube encase a replaceable integrated LED module while many of the ceiling pans house additional LED spots to highlight the beautiful high gloss finishes as well as additional down light.





**MEASUREMENTS**

DIMENSION : 4.75" L x 2.5" W x 23.75" H  
 MAX OAH : 141.75" OAH  
 CANOPY : 4.75" W x 1.25" H x 4.75" L  
 HANGING WEIGHT : 3.96 lb

**LAMPING**

LUMENS : 490 Rated  
 BULB : 1 x 7W LED PCB Integrated , 7W Total  
 BULB INCLUDED : (Integrated)  
 DIMMABLE : Triac CL  
 CRI : 90+ CRI  
 COLOR\_TEMP : 3000K

**FINISHES OPTION**

-  Polished Chrome
-  Rose Gold

**MATERIAL**

Stainless Steel

**RATINGS**

cETLus  
 Dry Location



**ADDITIONAL**

OPERATING TEMPERATURE:  
 -20°C (-4°F), 40°C (104°F)

Always consult a qualified electrician before installing any lighting product.