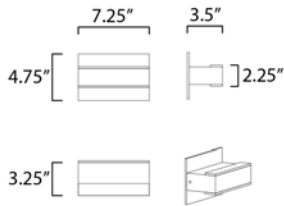


**PRODUCT DESCRIPTION**

Machined aluminum interior up and down wall sconce available in your choice of White or Black providing you an economical and architectural lighting fixture.





**MEASUREMENTS**

DIMENSION : 7.25" L x 7.25" W x 4.75" H x 3.5" Ext  
 BACK PLATE : 7.25" W x 4.75" H x 3.5" HCO  
 HANGING WEIGHT : 1.63 lb

**LAMPING**

INPUT VOLTAGE : 120V  
 LUMENS : 560 Rated (390 Del.)  
 BULB : 5 x 7W LED PCB Integrated , 7W Total  
 BULB INCLUDED : (Integrated)  
 DIMMABLE : Triac CL or ELV  
 CRI : 90+ CRI  
 COLOR\_TEMP : 3000K  
 LIGHTING\_DIRECTION : Up/Down

**FINISHES OPTION**

-  Black
-  White

**GLASS**

Frosted 90

**MATERIAL**

Aluminum, Acrylic

**RATINGS**

cETLus  
 Damp Location



**ADDITIONAL**

INSTALL UP/DOWN: All  
 RATED LIFE 50000 Hours  
 OPERATING TEMPERATURE:  
 -20°C (-4°F), 40°C (104°F)

Always consult a qualified electrician before installing any lighting product.