

PRODUCT DESCRIPTION

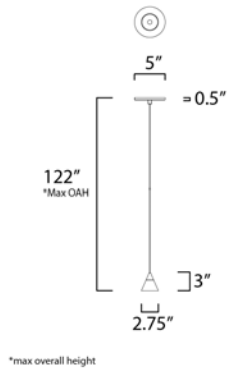
A collection of very small LED pendants unique to the market. Shades of Gypsum, Concrete, and Aluminum available in a wide variety of shapes and finishes, these small scale pendants provide an amazing amount of light. The light engine is housed in machined aluminum to reduce heat. Drivers recess into the outlet box so the canopies are very low profile in keeping with the small scale of the pendant.

MEASUREMENTS



DIMENSION : 2.75" L x 2.75" W x 3" H
 MAX OAH : 122" OAH
 CANOPY : 5" W x 0.5" H x 5" L
 HANGING WEIGHT : 0.86 lb

LAMPING

INPUT VOLTAGE : 100-240V
 LUMENS : 412 Rated (264 Del.)
 BULB : 1 x 4.8W LED PCB Integrated , 6W Total
 BULB INCLUDED : (Integrated)
 DIMMABLE : Triac CL or ELV
 CRI : 90+ CRI
 COLOR_TEMP : 3000K



FINISHES OPTION

-  Black / Polished Chrome
-  White / Polished Chrome

MATERIAL

Aluminum, Polycarbonate

RATINGS

Dry Location



ADDITIONAL

ADJUSTABLE
 SLOPE: 70
 RATED LIFE 25000 Hours
 OPERATING TEMPERATURE:
 -20°C (-4°F), 40°C (104°F)

Always consult a qualified electrician before installing any lighting product.