



PRODUCT DESCRIPTION

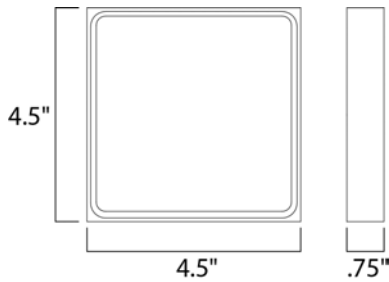
Bring the outdoors inside with our line of Architectural high quality interior and exterior wall sconces. European in design and machined out of blocks of solid Aluminum, these sconces have both the look and quality expected for the discriminate buyer. High powered LEDs create dramatic light effects and most are approved for wet location applications.

MEASUREMENTS



DIMENSION : 4.5" W x 4.5" H x 0.75" Ext
 BACK PLATE : 4.5" W x 0.75" H x 3.25" HCO
 HANGING WEIGHT : 0.88 lb

LAMPING

INPUT VOLTAGE : 120V
 LUMENS : 560 Rated (70 Del.)
 BULB : 1 x 8W LED PCB Integrated , 8W Total
 BULB INCLUDED : (Integrated)
 DIMMABLE : Electronic Low Voltage (ELV)
 CRI : 90+ CRI
 COLOR_TEMP : 3000K



FINISHES OPTION

-  Satin Aluminum
-  White

MATERIAL

Aluminum, Acrylic

RATINGS

cETLus
 Wet Location
 ADA



ADDITIONAL

INSTALL UP/DOWN: All
 OPERATING TEMPERATURE:
 -20°C (-4°F), 40°C (104°F)

PHOTOMETRIC: Report Found Online

Always consult a qualified electrician before installing any lighting product.