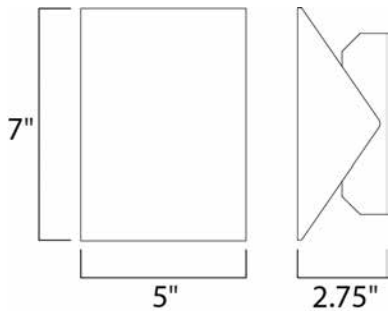




PRODUCT DESCRIPTION

Bring the outdoors inside with our line of Architectural high quality interior and exterior wall sconces. European in design and machined out of blocks of solid Aluminum, these sconces have both the look and quality expected for the discriminate buyer. High powered LEDs create dramatic light effects and most are approved for wet location applications.





MEASUREMENTS

DIMENSION : 5" W x 7" H x 2.75" Ext
 BACK PLATE : 5" W x 5" H x 3.5" HCO
 HANGING WEIGHT : 2.02 lb

LAMPING

INPUT VOLTAGE : 120V
 LUMENS : 560 Rated (170 Del.)
 BULB : 1 x 8W LED PCB Integrated , 8W Total
 BULB INCLUDED : (Integrated)
 DIMMABLE : Yes
 CRI : 90+ CRI
 COLOR_TEMP : 3000K
 LIGHTING_DIRECTION : Directional

FINISHES OPTION

-  Satin Aluminum
-  White

MATERIAL

Aluminum

RATINGS

cETLus
 Wet Location
 For Outdoor
 ADA



ADDITIONAL

INSTALL UP/DOWN: All
 OPERATING TEMPERATURE:
 -20°C (-4°F), 40°C (104°F)

PHOTOMETRIC: Report Found Online

Always consult a qualified electrician before installing any lighting product.