


ALUMILUX™ LED PENDANT I SUSPENSION


E41443 | E41445 | E41446

- ETL, cETL
- LED 3000K, CRI 90+, ELV
- Damp Location

Job Name : _____
 Job Type : _____
 Quantity : _____
 Comments : _____



E41443



E41445



E41446

PRODUCT DESCRIPTION

Available in various shapes and colors, this collection of pendants provide a full range of streamlined, architectural design. Cast and extruded pieces of aluminum provide illumination that complement the sleek styling of commercial applications and minimalist modern design. Be it over a table or a work station, these versatile products direct lighting for both task and decorative uses.

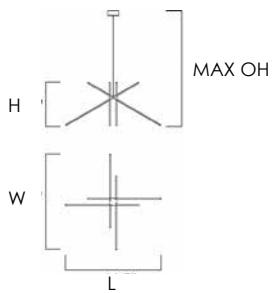
MEASUREMENT

| MODEL | DIMENSION | CANOPY | HANGING WEIGHT | WIRE LENGTH | MAX OH | MIN OH |
|--------|-------------------|--------------------|----------------|-------------|---------|--------|
| E41443 | 44.5"W x 20.25"H | 5"L x 5"W x 2.25"H | 4.73 LB | 120" | 135.25" | 22.75" |
| E41445 | 44.75"W x 16.25"H | 5"L x 5"W x 2.25"H | 8.47 LB | 120" | 138.50" | 18.75" |
| E41446 | 44.5"W x 20.25"H | 5"L x 5"W x 2.25"H | 11.66 LB | 120" | 135.5" | 22.75" |

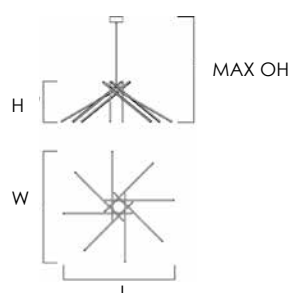
LAMPING

| MODEL | BULB TYPE | CRI | LUMENS | COL TEMP. | DIMMABLE | INPUT |
|--------|---------------------------------------|-----|--------|-----------|----------|-------|
| E41443 | (4) 5.75W LED (Integrated), 23W Total | 90+ | 1610 | 3000K | Triac CL | 120V |
| E41445 | (8) 3.38W LED (Integrated), 27W Total | 90+ | 1890 | 3000K | Triac CL | 120V |
| E41446 | (8) 7.5W LED (Integrated), 60W Total | 90+ | 4200 | 3000K | Triac CL | 120V |

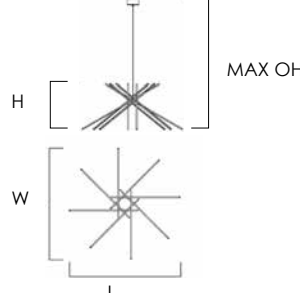
Always consult a qualified electrician before installing any lighting product



E41443



E41445



E41446

FINISHES OPTIONS:

- White (WT)
- Satin Aluminum (SA)



MATERIAL:

Aluminum + Acrylic

RATINGS:

ETL cETL
 Damp Location



ADDITIONAL:

RATED LIFE: 40,000 Hours
 OPERATING TEMP: -20° C (-4°), 40° C (104° F)
 PHOTOMETRIC: NO
 PCB LED Integrated