





**PRODUCT DESCRIPTION**

Spun metal shades in various sizes are perfect for budget installations. Available in Black with gold interior and Satin Nickel with white interior, these pendants are very stylish.

**FINISHES OPTION**

-  Black / Gold
-  Satin Nickel

**MATERIAL**

Steel

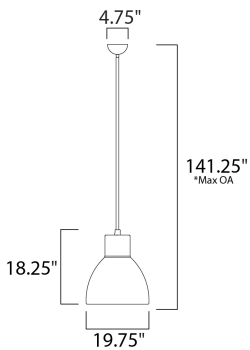
**RATINGS**

cETLus  
Dry Location



**ADDITIONAL**

ADJUSTABLE  
SLOPE: 120  
OPERATING TEMPERATURE:  
-20°C (-4°F), 40°C (104°F)



\*max overall height

**MEASUREMENTS**

- DIMENSION : 19.75" L x 19.75" W x 18.25" H
- MAX OAH : 141.25" OAH
- CANOPY : 4.75" W x 2.25" H x 4.75" L
- HANGING WEIGHT : 6.5 lb

**LAMPING**

- INPUT VOLTAGE : 120V
- BULB : 1 x 60W Incandescent E26 Medium , 60W Total
- BULB INCLUDED : (Not Included)
- DIMMABLE : Yes

Always consult a qualified electrician before installing any lighting product.

