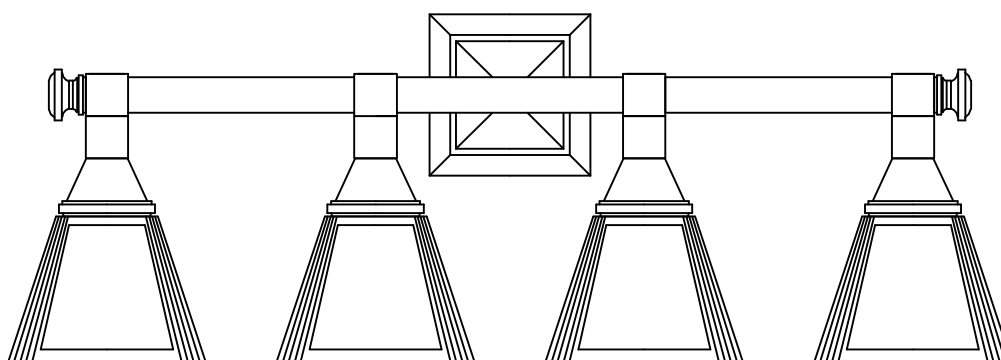




**PRODUCT NAME: Brentwood 4-Light Bath Vanity**

**ITEM NUMBER: 11079**

**Please consult your electrician for hanging fixture and wiring.**

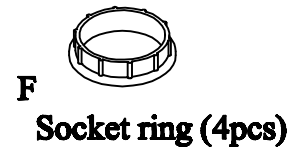


**Bulb(not included): 4-60 Watt Medium Base Bulbs**

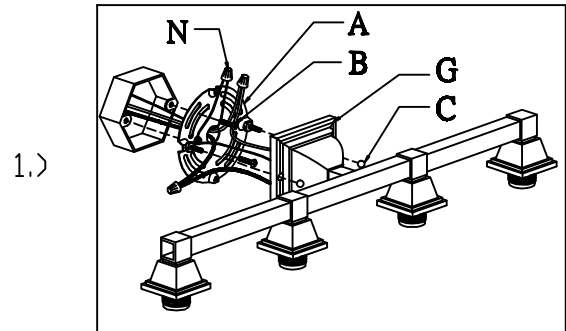
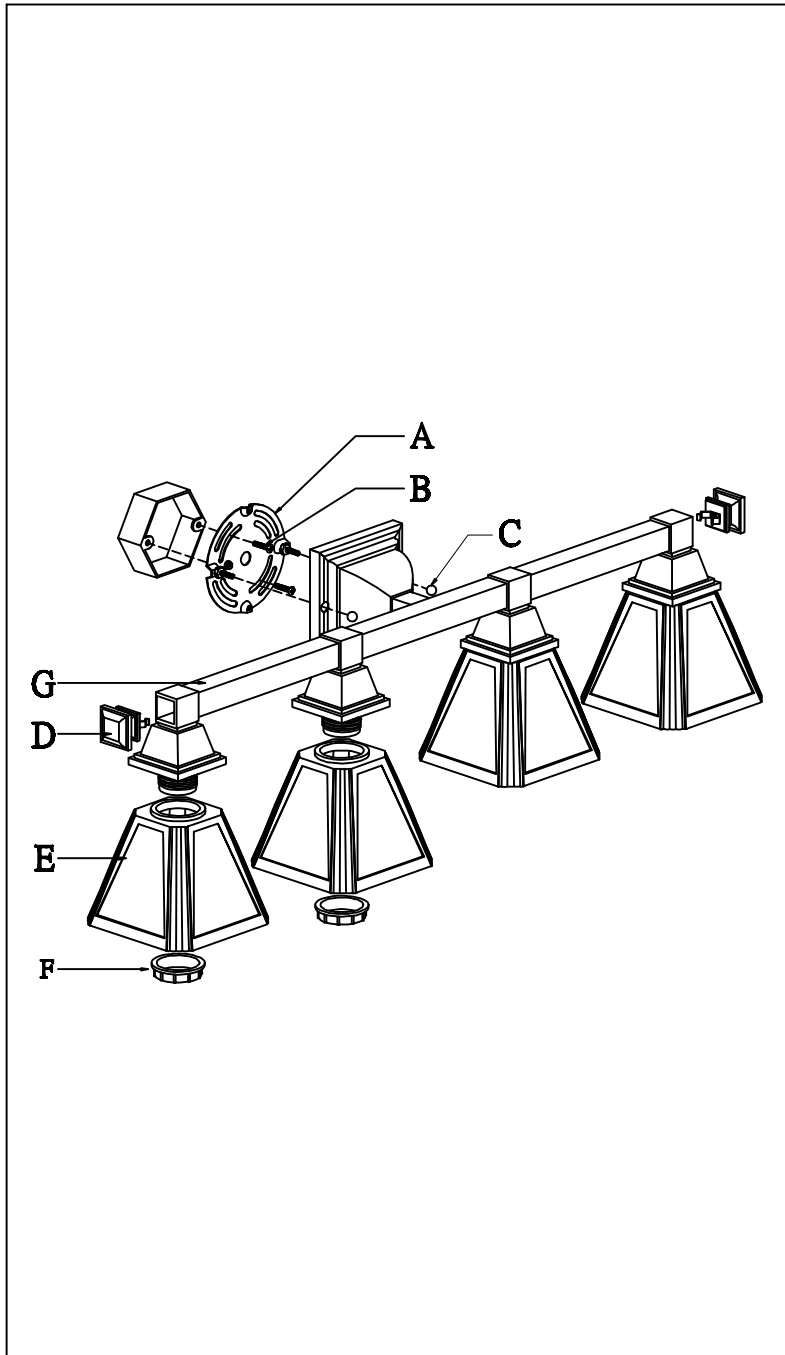
**MADE IN CHINA**

**Page 1 of (2)**

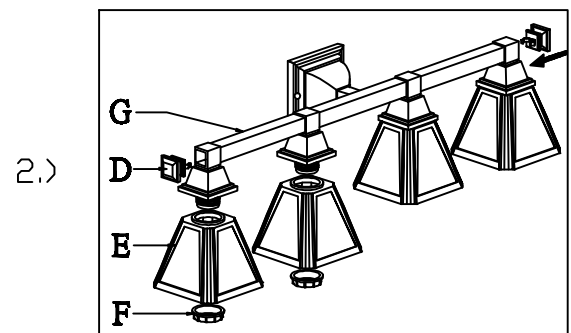
**IMPORTANT: Turn off the power at the main fuse or circuit breaker box before starting installation**



**Locate all hardware & components before discarding packaging**



**Step 1: Remove mounting bracket (A) from fixture and install to electrical box. Then wire fixture to wires in outlet box. Copper wire is for Ground. Attach back plate(G) to mounting bracket(A) and screws (B), then tighten by ball nut(C), so fixture meets wall.**



**Step 2. Attached the glass(E) on the socket then secure by socket ring(F). Install the finial(D) into the tube (Note: Spread clip and insert one leg at a time. The clip should enter the bath bar horizontally to avoid interference with the electrical wire).**

**Cleaning & Care:**

**Clean with soft cloth and a mild detergent. Do not use abrasive cleaner.**