





PRODUCT DESCRIPTION

Inspired by the Modernist architect Edward Dart, this collection features straight line frames finished in Satin Brass or Satin Nickel that support Satin White glass cylinders for a clean and modern look. The end of the frames turn up and end in an angle emphasizing a minimalist geometry popular in Modernist work.

FINISHES OPTION

-  Satin Brass
-  Satin Nickel

GLASS

Satin White SW

MATERIAL

Steel, Glass

RATINGS

cETLus
Damp Location



ADDITIONAL

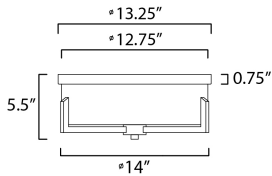
OPERATING TEMPERATURE:
-20°C (-4°F), 40°C (104°F)

MEASUREMENTS

- DIMENSION : 14" L x 14" W x 5.5" H
- CANOPY : 13.25" W x 0.75" H x 13.25" L
- HANGING WEIGHT : 6.28 lb

LAMPING

- INPUT VOLTAGE : 120V
- BULB : 3 x 60W Incandescent E26 Medium , 180W Total
- BULB INCLUDED : (Not Included)



Always consult a qualified electrician before installing any lighting product.

