





**PRODUCT DESCRIPTION**

Inspired by the Modernist architect Edward Dart, this collection features straight line frames finished in Satin Brass or Satin Nickel that support Satin White glass cylinders for a clean and modern look. The end of the frames turn up and end in an angle emphasizing a minimalist geometry popular in Modernist work.

**FINISHES OPTION**

-  Satin Brass
-  Satin Nickel

**GLASS**

Satin White SW

**MATERIAL**

Steel, Glass

**RATINGS**

cETLus  
Damp Location



**ADDITIONAL**

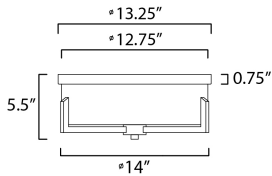
OPERATING TEMPERATURE:  
-20°C (-4°F), 40°C (104°F)

**MEASUREMENTS**

- DIMENSION : 14" L x 14" W x 5.5" H
- CANOPY : 13.25" W x 0.75" H x 13.25" L
- HANGING WEIGHT : 6.28 lb

**LAMPING**

- INPUT VOLTAGE : 120V
- BULB : 3 x 60W Incandescent E26 Medium , 180W Total
- BULB INCLUDED : (Not Included)



Always consult a qualified electrician before installing any lighting product.

