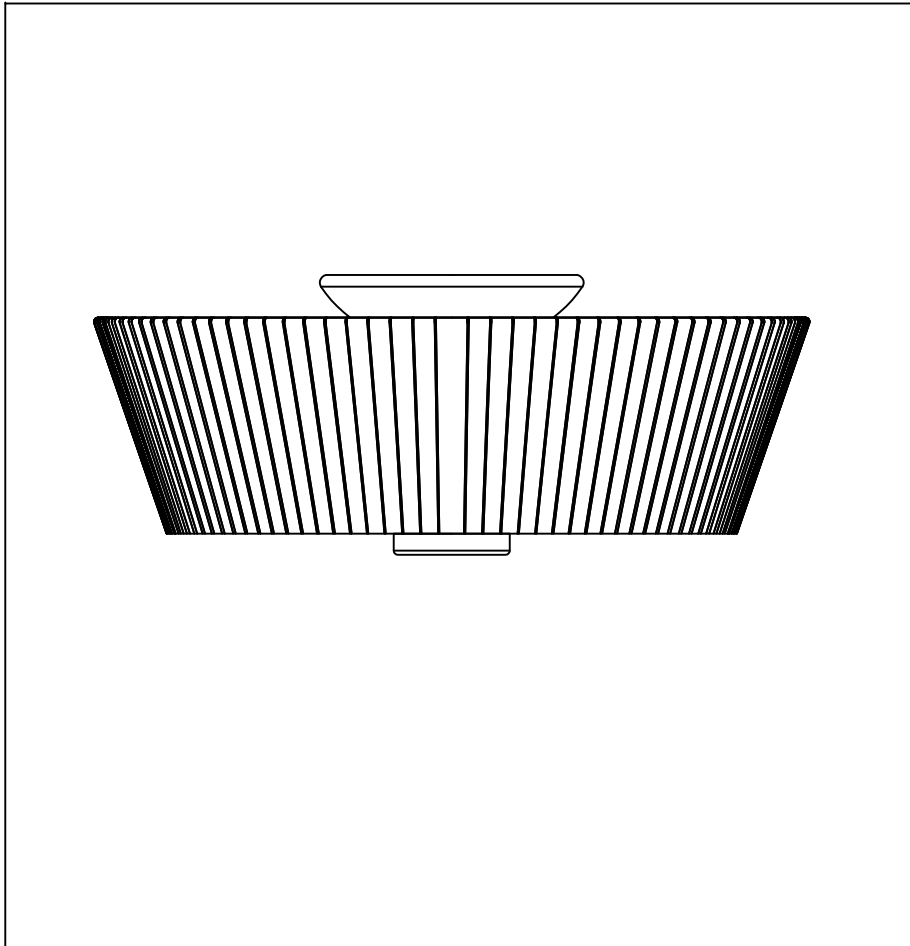




PRODUCT NAME: Finesse 3-Light Flush Mount
ITEM NUMBER: 21500FTSN

Please consult your electrician for hanging fixture and wiring.




3*E26*60W Bulb (Not Included)

MADE IN CHINA
Page 1 of (2)

IMPORTANT: Turn off the power at the main fuse or circuit breaker box before starting installation



Bracket (A)

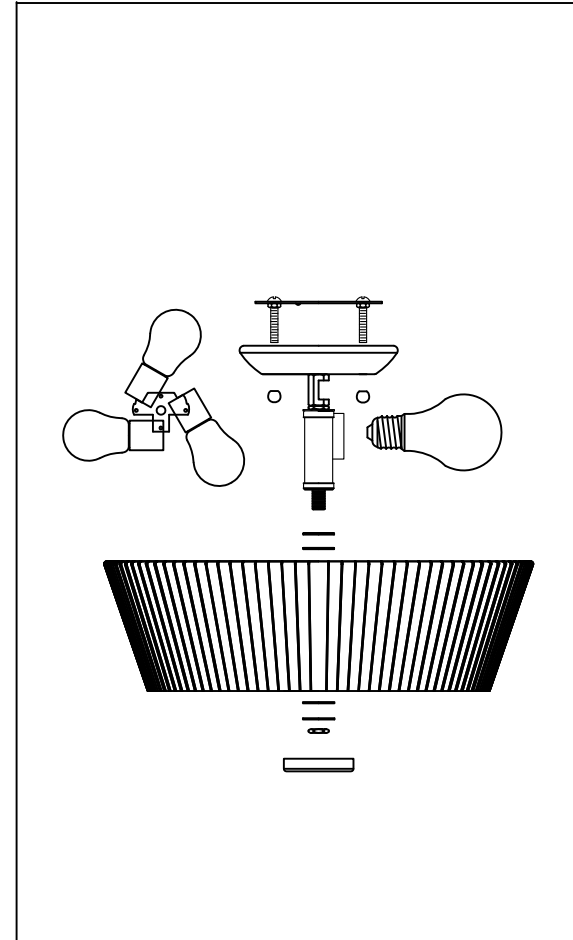


Canopy (B)

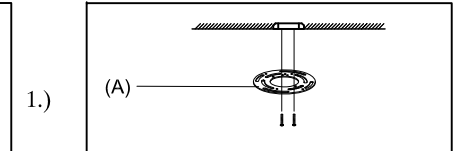


Finial (C)

Locate all hardware & components before discarding packaging

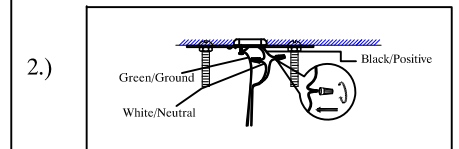


Cleaning & Care:
Clean with soft cloth and a mild detergent.
Do not use abrasive cleaner.



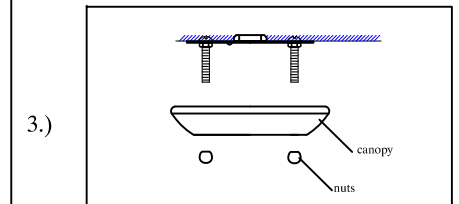
1.)

Step 1: Remove mounting bracket from fixture and install to electrical box



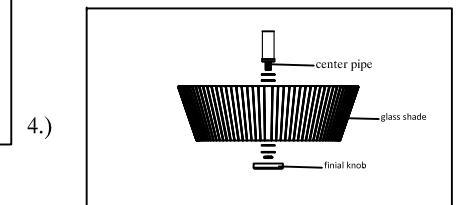
2.)

Step 2: Wire fixture to wires in outlet box. Green wire is for Ground



3.)

Step 3: Install fixture to bracket and nuts at the ends of the canopy to secure



4.)

Step 4: Thread the hex nut onto the center pipe, and the center pipe into the coupling, secure the glass shade with the finial knob.

Page 2 of (2)