




PRODUCT NAME: Orbit 4-light chandelier
ITEM NUMBER: 25142OI

Please consult your electrician for hanging fixture and wiring.



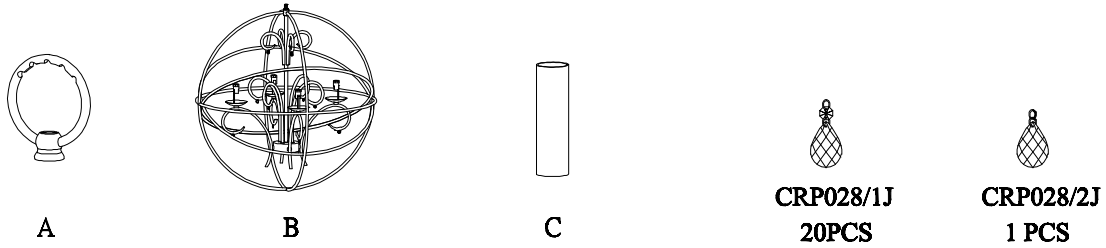
**Caution: Bulbs get very hot and may burn you.
Always make sure bulbs are off for a minimum
of 10 minutes before handling**

Bulb(not included): 4-60 Watt Candelabra Base Bulbs

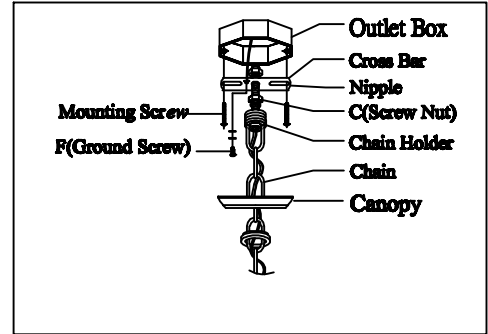
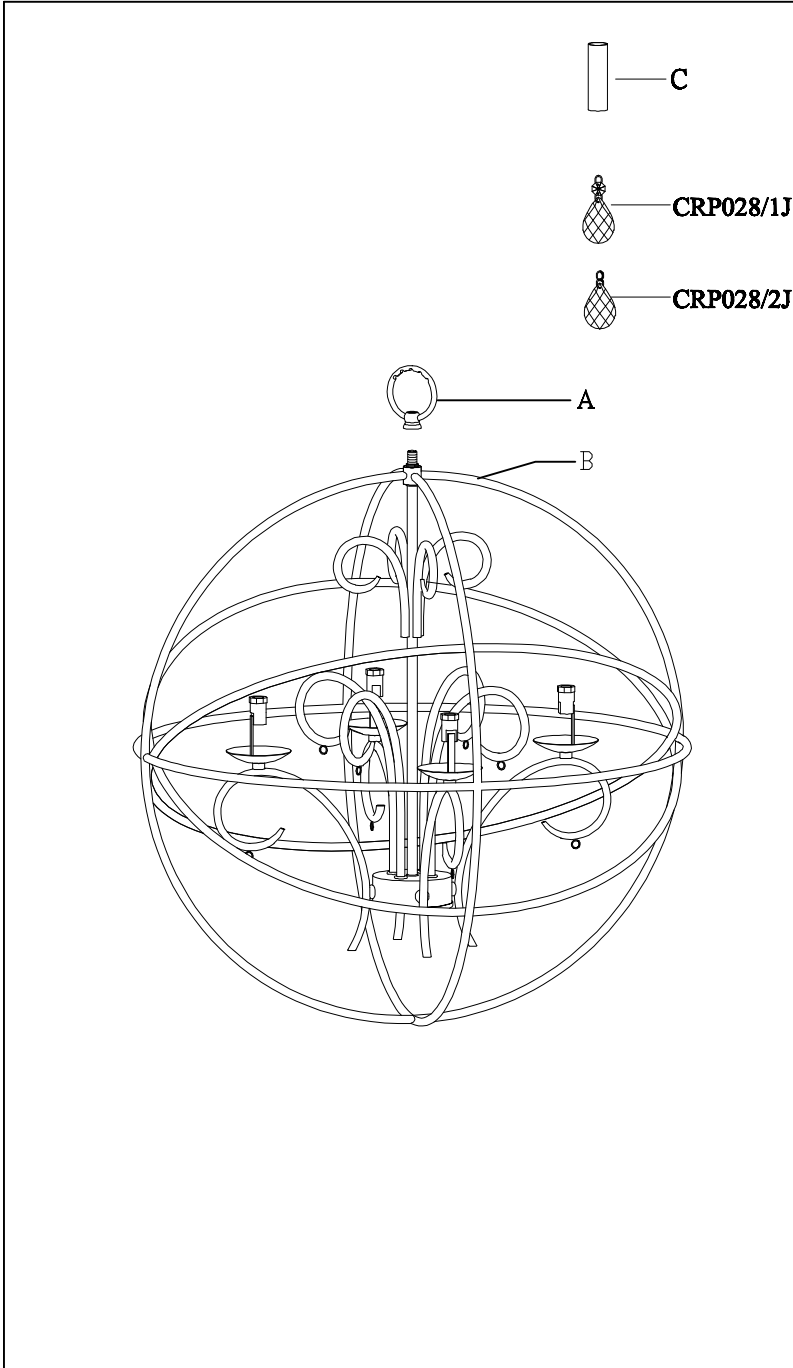
PRODUCTS ARE NOT INTENDED
FOR COMMERCIAL USE.

MADE IN CHINA
Page 1 of (2)

IMPORTANT: Turn off the power at the main fuse or circuit breaker box before starting installation

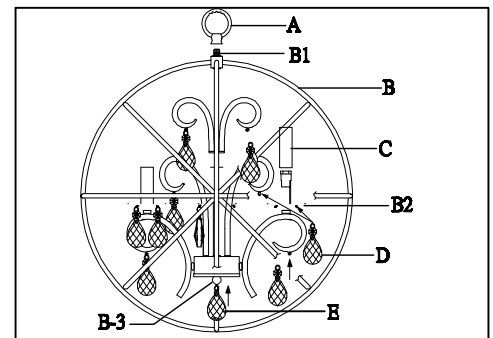


Locate all hardware & components before discarding packaging



1.)

**Step.1: Wire fixture to wires in outlet box.
 Copper wire is for Ground.
 Install canopy to cross bar and tighten it by loop**



2.)

Step.2: Hang the crystal (CRP028/1J / CRP028/2J) on the metal cup(B2) Put the tube(C) onto the metal cup(B2) Locked the loop(A) to the nipple(B1) till tighten

Cleaning & Care:

Clean with soft cloth and a mild detergent.
 Do not use abrasive cleaner.