




**PRODUCT NAME:** Orbit 6-light chandelier  
**ITEM NUMBER:** 25144ARPN

**Please consult your electrician for hanging fixture and wiring.**



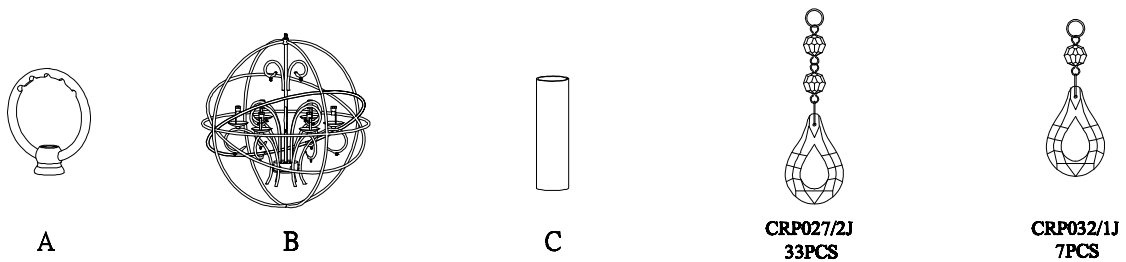
**Caution: Bulbs get very hot and may burn you.  
Always make sure bulbs are off for a minimum of  
10 minutes before handling**

**Bulb(not included): 6-60 Watt Candelabra Base Bulb**

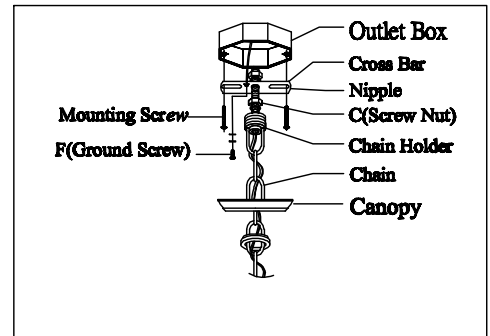
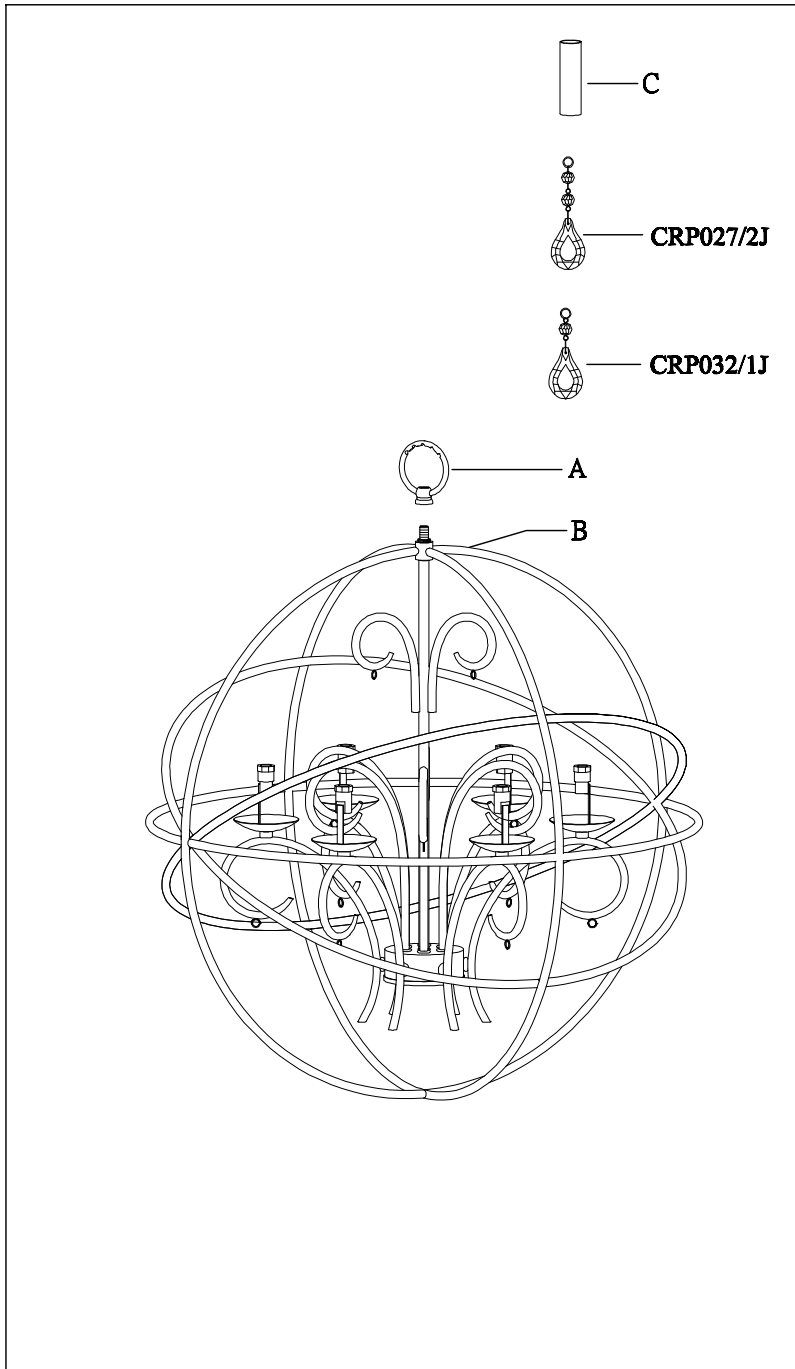
**PRODUCTS ARE NOT INTENDED  
FOR COMMERCIAL USE.**

**MADE IN CHINA  
Page 1 of (2)**

**IMPORTANT: Turn off the power at the main fuse or circuit breaker box before starting installation**

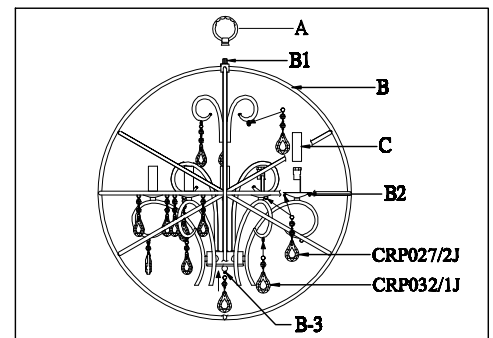


**Locate all hardware & components before discarding packaging**



2.)

**Step.1: Wire fixture to wires in outlet box.  
 Copper wire is for Ground.  
 Install canopy to cross bar and tighten it by loop**



1.)

**Step.2: Hang the crystal (CRP027/2J /CRP032/1J) on the metal cup(B2)  
 Put the tube(C) onto the metal cup(B2)  
 Locked the loop(A) to the nipple(B1) till tighten**

**Cleaning & Care:**

Clean with soft cloth and a mild detergent.  
 Do not use abrasive cleaner.