




PRODUCT NAME: ALESSANDRA

ITEM NUMBER: 30270SM

Please consult your electrician for hanging fixture and wiring.

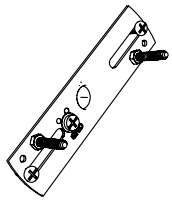


E12 3X40W

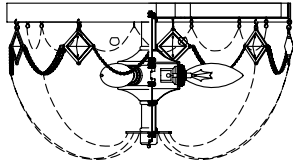
PRODUCTS ARE NOT INENDED FOR COMMERCIAL USE.

MADE IN CHINA  
Page 1 of (2)

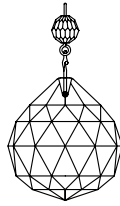
**IMPORTANT: Turn off the power at the main fuse or circuit breaker box before starting installation.**



Mounting Strap (A)



Body (B)

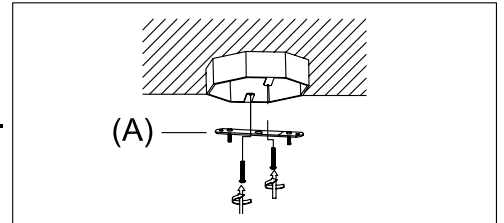
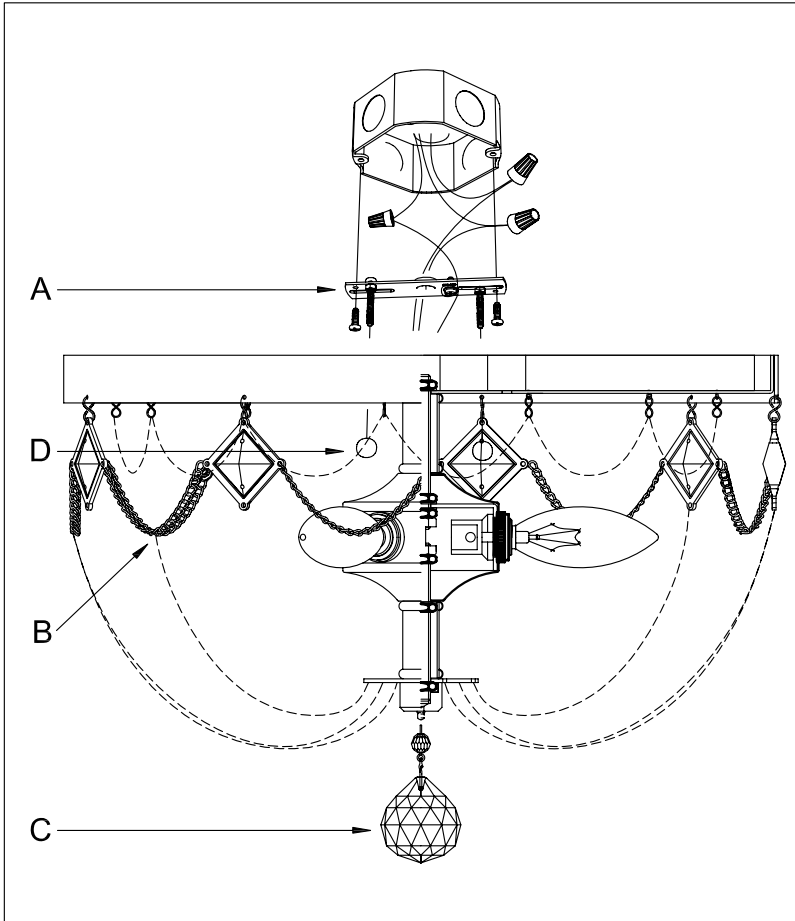


Crystal (C)



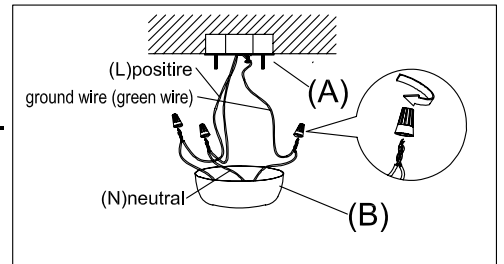
Nut (D)

**Locate all hardware & components before discarding packaging**



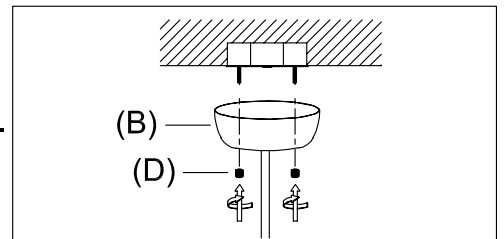
1).

Step.1: Remove mounting bracket (A) from fixture and install to electrical box.



2).

Step.2: Wire fixtures to wires in outlet box. Silver wire is for ground.



3).

Step.3: Install body (B) to bracket (A) and tighten nut (D) on the canopy to secure. Install light bulb. Hook crystal (C) on the finial.

**Cleaning & Care:**

Clean with soft cloth and a mild detergent.  
Do not use abrasive cleaner.