




PRODUCT NAME: Olde World

ITEM NUMBER: 39605SW

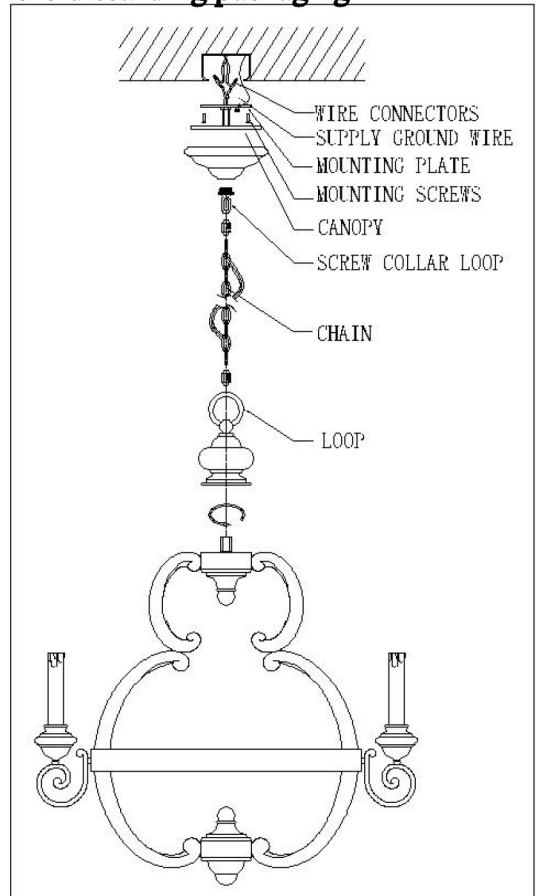
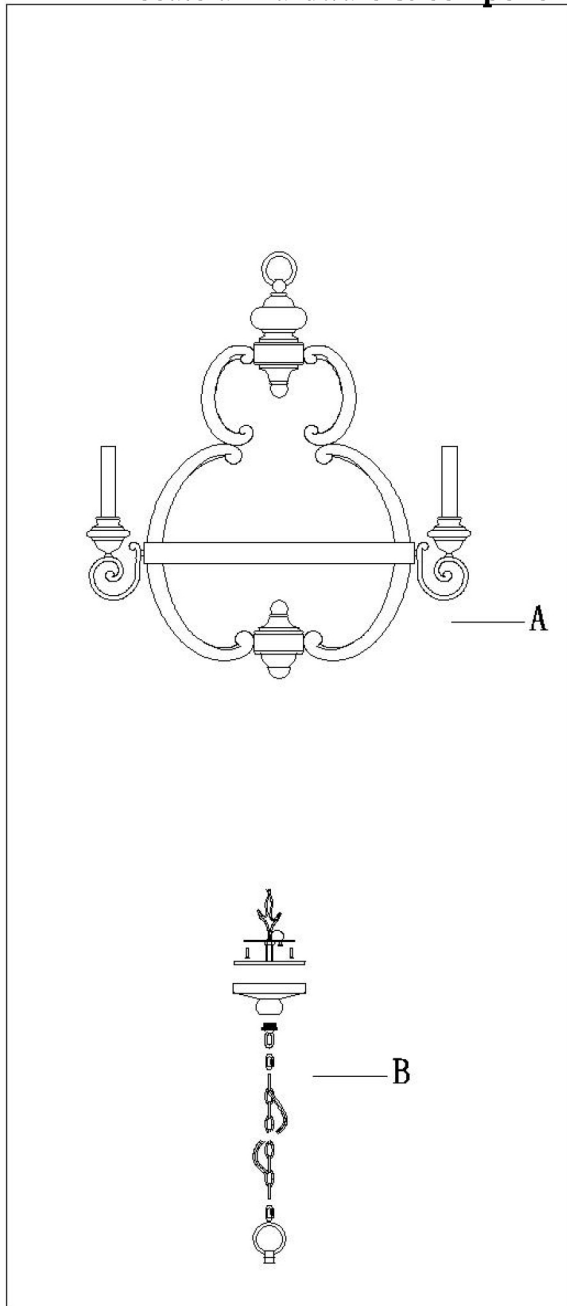
Please consult a qualified electrician before installation



Bulb (not included): 6 x 25W Candelabra Bulb

IMPORTANT: Turn off the power at the main fuse or circuit breaker box before starting installation

Locate all hardware & components before discarding packaging



1. Remove Mounting Plate from fixture and install to electrical box.
2. Install Top Loop to Body.
3. Attach appropriate amount of Chain to Loop to achieve desired mounting height. Thread wire through every 3rd loop of chain.
4. Remove ring from loop and slide down chain. Place canopy onto chain and let slide to top of fixture. Install nipple and cross bar into top of chain loop.
5. Wire fixture to wires in outlet box. Copper wire is for Ground. Pull canopy through chain and use Screw Collar Loop to tighten securely.
6. Install Candelabra base Light Bulbs on Candle Covers.