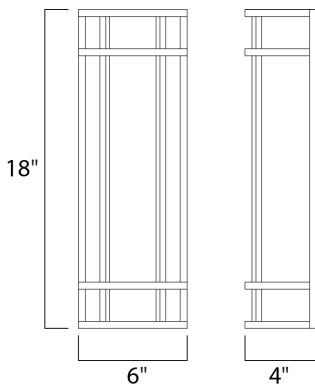




PRODUCT DESCRIPTION

Crafted of 304 Grade Stainless steel and UV stabilized acrylic, Moon Ray offers a classic design thoughtfully engineered to withstand commercial uses indoors and outdoors. Advanced LED technology delivers high light output.





MEASUREMENTS

DIMENSION : 6" W x 18" H x 4" Ext
 BACK PLATE : 5.25" W x 17" H x 9" HCO
 HANGING WEIGHT : 4.41 lb

LAMPING

INPUT VOLTAGE : 110-277V
 LUMENS : 1,700 Rated (1,000 Del.)
 BULB : 1 x 20W LED PCB Integrated , 20W Total
 BULB INCLUDED : (Integrated)
 DIMMABLE : No
 CRI : 80+ CRI
 COLOR_TEMP : 3000K

FINISHES OPTION

-  Bronze
-  Satin Nickel

GLASS

White WT

MATERIAL

Stainless Steel, Acrylic

RATINGS

cETLus
 Wet Location
 ADA



ADDITIONAL

INSTALL UP/DOWN: Up
 OPERATING TEMPERATURE:
 -20°C (-4°F), 40°C (104°F)

PHOTOMETRIC: Report Found Online

Always consult a qualified electrician before installing any lighting product.

